



What's Growing On In Virginia?

Fall 2002

Volume 13, No. 2



You can lead a horse to Virginia—and he'll be in good company

What's Inside

Virginia is horse country2

Horse talk2

Equine Web sites5

About the Newsletter

What's Growing On In Virginia is a semiannual publication for Virginia elementary school teachers, published by the Foundation for Agriculture in the Classroom

Program Coordinator:
Wendy Strong

Editor:
Pam Wiley

Graphic Designer:
Gina Wojtyasiak

Sponsored by:
Virginia Horse Industry Board

Virginia is home to more than 225,000 horses that are used for racing, trail riding, hunting, equine competitions of one kind or another, and breeding programs.

Virginians' relationship with horses is certainly nothing new. George Washington used horses to tread wheat loose from plant stalks for milling. The nation's first horse show was held in Upperville in Fauquier County in 1853, and when Gen. Robert E. Lee surrendered at Appomattox in April of

1865, he asked that his troops be allowed to keep their horses. Many of those men, he knew, would need the animals at home for spring planting.

The National Agricultural Statistics Service ranks Virginia fifth in the nation for its horse population. The commonwealth's equine industry contributes at least \$1 billion in sales annually to the state's economy, according to a study conducted for the Virginia Equine Educational Foundation Inc. in 1995. That study is the most up-to-date one of its kind (See box, right).

The horse industry creates jobs for about 25,000 Virginians and generates nearly \$350 million in wages.

Businesses and services influenced by the horse industry include finance, insurance and real estate, as well as tourism, retail trade and veterinary services.

Recreational or trail riding is the most popular use of horses in Virginia, and 77 percent of respondents to the 1995 survey said they used horses for that purpose. Some said they used their horses for multiple purposes, including shows and other competitive events (57 percent), breeding (30 percent) and racing (9 percent).

Estimates indicate 600,000 people participated in or attended Virginia horse shows and equine events in 1995 and spent \$51.7 million while they were there.

We've moved—sort of!

The Virginia Foundation for Agriculture in the Classroom has a new Web address. Look for us at www.agintheClass.org.

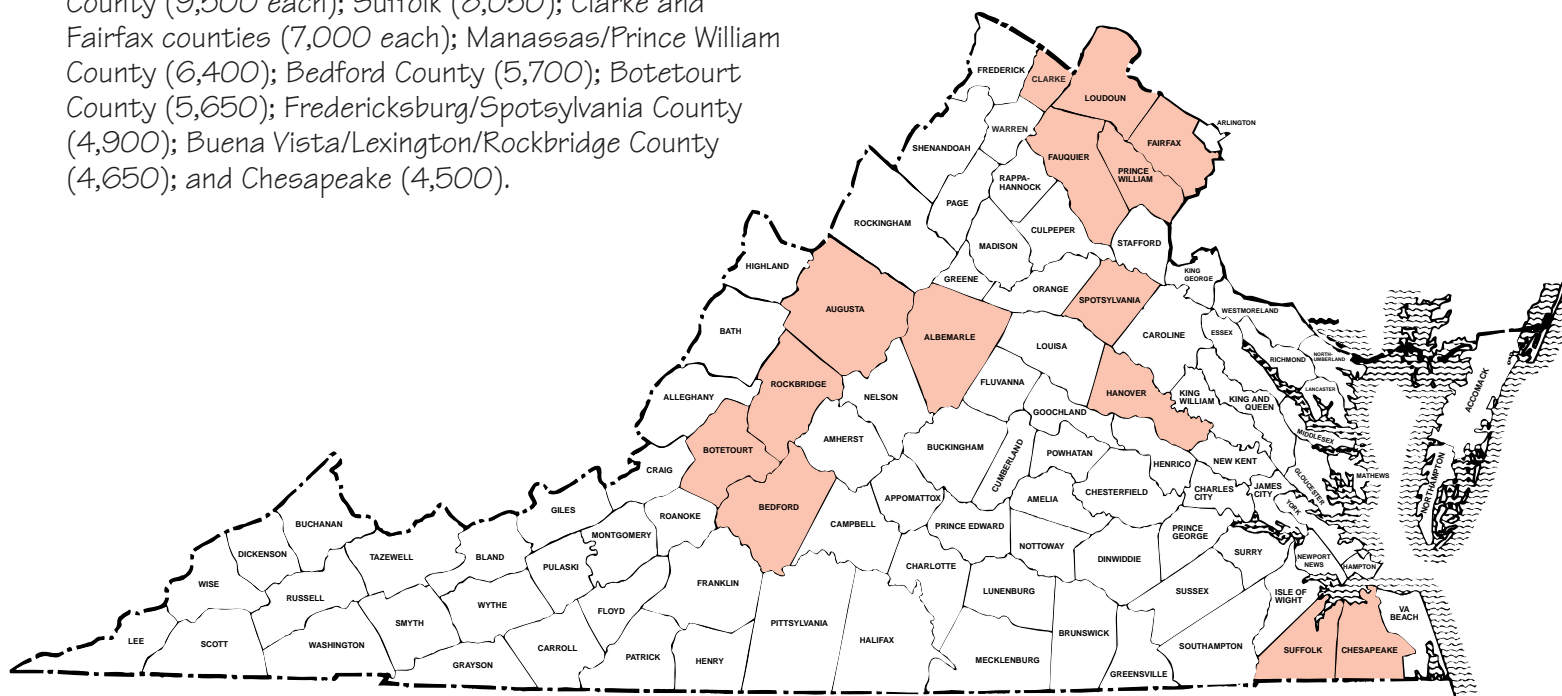
Then bookmark the site, and visit us often!

New Va. horse information is on the way!

The Virginia Agricultural Statistics Service is scheduled to release in December the results of a statewide horse survey conducted in 2001. Watch the VASS Web site at www.nass.usda.gov/va.

Virginia is horse country

According to a 1995 study (most recent available), Virginia localities with the greatest number of horses are Loudoun County (19,800); Fauquier County (12,550); Albemarle County (12,200); Augusta County/Staunton/Waynesboro and Hanover County (9,500 each); Suffolk (8,050); Clarke and Fairfax counties (7,000 each); Manassas/Prince William County (6,400); Bedford County (5,700); Botetourt County (5,650); Fredericksburg/Spotsylvania County (4,900); Buena Vista/Lexington/Rockbridge County (4,650); and Chesapeake (4,500).



Horse talk: A horse is a horse, but a blacksmith's not necessarily a farrier

foal: a baby horse

colt: male horse younger than 4 years

filly: female horse younger than 4 years

yearling: a colt or filly that is a year old

sire: a horse's father

dam: a horse's mother

stallion: a male horse that is at least 4 years old

mare: a female horse that is at least 4 years old

gelding: a neutered male horse

pony: a type of short horse used for riding or driving

break: the act of training or gentling a horse

buck: when a horse kicks its hind legs into the air with front legs on the ground

cutting horse: a horse used by people who work around cattle, trained to "cut" one calf out of a herd and keep it separate

farrier: a professional who shoes horses (as distinguished from a blacksmith, who forges metal objects and may or may not shoe horses)

gaits: different ways that horses travel. The main gaits are the walk, trot, canter and gallop

gaited horse: a horse that is either born or trained to perform gaits other than the four regular ones

hands: the unit of measurement used to indicate a horse's height; one hand equals 4 inches

jockey: a person who rides racehorses

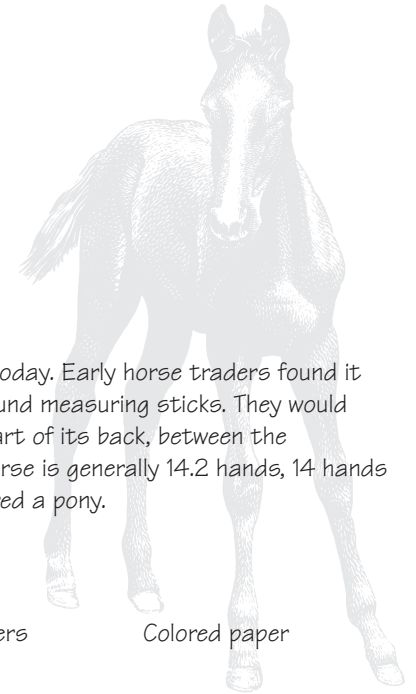
tack: saddles, bridles and other riding equipment; the act of saddling or bridling a horse



What's Growing On In Virginia?

Lesson Plan

A Handy Measure



Skills:

The student will measure an attribute using the appropriate tool.

Virginia Standards of Learning

Math 2.12, 3.14, 4.11, 5.11

Teacher Information

Horses helped settle the “New World,” and they are still important today. Early horse traders found it was easier to use their hands to measure horses than to carry around measuring sticks. They would count hand-widths from the ground to a horse’s withers, the high part of its back, between the shoulder blades. A man’s hand is generally about 4 inches wide. A horse is generally 14.2 hands, 14 hands and 2 inches, or taller. Anything shorter than 14.2 hands is considered a pony.

Materials

Masking tape Yardsticks Tape measures Rulers Colored paper

Procedure

1. Share information with students.
2. Along a wall, measure 14 hand widths and 2 inches from the floor. Place a piece of masking tape to mark the height.
3. Explain to students that the tape represents the usual height of a horse.
4. Divide students into pairs to measure each other’s heights.
5. One student should stand with his/her back against a wall while the other marks the height with a piece of masking tape. (Have students label each piece of tape with his/her name.)
6. Use the yardstick or tape measure to measure the student’s height from floor to tape marker. Record data.
7. Now use hands to measure height from floor to tape marker. Record data.
8. On a clean sheet of white paper have students carefully trace their hands. Measure widths. Record data.
9. Compare class hand width data with the average 4-inch width of an adult man’s hand.
10. Discuss results.
11. Have each student trace and cut as many hands as needed to measure his/her height.
12. Allow students to tape hands to wall from floor to tape marker to visually display their heights.

Adapted from Oklahoma AITC.

What Horses Eat

Skills:

The students will listen to a trade book about farming during the 1930s and understand the importance of good nutrition for farm animals.

Virginia Standards of Learning

Science K.6, 1.5, 2.8

Language K.8, 1.11, 2.8, 3.5, 4.5, 5.6

Teacher Information

This story ties economics, history and agriculture together in a story of the Dust Bowl. Leah, the main character, decides to sell her pony when the bank forecloses on the family farm. During the auction Leah bids one dollar on her daddy's tractor. No one at the auction has the heart to bid against her so she is able to keep the tractor for her father.

The food we give to animals is called feed, and what we give them depends on good nutrition. Just like people, animals need a well-balanced diet to stay healthy. The labels on animal feed will list the information that is needed for the animal owner. Such information includes but is not limited to: type of animal, ingredients, nutrition, package size, and feeding instructions.

Materials

Leah's Pony by Elizabeth Friedrich (ISBN 1563978288)	Small resealable sandwich bag
Paper hole punch	Yarn/string
Blue jelly beans	Candy corn
Shredded wheat	M & M's
Cheerios	Granola
	Horse feed labels (sample below)

Procedure

Place edible materials (listed above) in bowls for distribution.

Read Leah's Pony by Elizabeth Friedrich (ISBN 1563978288) to the students.

Have students punch two holes in the baggies - one each in the top left and top right corners.

Make copies of the horse feed label for the students.

Have students study label and discuss the various kinds of feed included in a nutritious diet for a horse.

Have students place jellybeans, candy corn, granola, shredded wheat, M & M's and Cheerios into their plastic bags. This represents the items found in horse feed.

Have the students string yarn through the two holes, tie a knot, and place the "feed bags" around their necks like a necklace.

Horse Feed Sack

Ingredients	Represented by	Nutritional need
Water	Blue jellybeans	Water
Corn	Candy corn	Protein/Carbohydrates
Oats	Granola	Protein/Vitamin B
Hay	Shredded Wheat	Protein/Minerals/Vitamins
Sugar Beet Pulp	M & M's	Carbohydrates
Bran	Cheerios	Protein/carbohydrates

Allow students to eat from the "feed bags."

Adapted from Illinois AITC.

Enough online resources to choke a, um, computer

American Miniature Horse Association
www.amha.com

Bureau of Land Management National Wild Horse and Burro Home Page
www.wildhorseandburro.blm.gov

Chincoteague Volunteer Fire Department Annual Firemen's Carnival Pony Swim & Auction
www.theponycam.com

The Guide Horse Foundation (miniature horses that assist people who are blind)
www.guidehorse.com

The International Museum of the Horse
www.imh.org/imh/imhmain.html

Listing, history and breed specifications of many horse breeds, prepared by Oklahoma State University
www.ansi.okstate.edu/breeds/horses

Virginia Horse Center
www.horsecenter.org

Virginia Horse Council
www.virginiahorse.com/council

Virginia Horse Industry Board
www.virginiahorse.com/VHIB/vhib.html

Virginia Horse Journal
www.virginiahorse.com

'Guide to Virginia's Horse Country' available

A directory of horse-related activities, resources and vendors in Virginia is available to the public at no charge.

"A Guide to Virginia's Horse Country" covers trail rides; races, shows, sales and other events; boarding, breeding and training services; riding instruction; equine medical care; tack; publications; organizations; museums; and hospital accommodations for both horses and riders.

The guide is a joint promotional effort of the Horse Industry Board, the Virginia Horse Council, the Virginia Department of Agriculture and Consumer Services and the Virginia Tourism Corporation.

To request a single copy, call 877-TROT-2-VA (877-876-8282).

Five teachers honored for 'Farming the Alphabet' project

Five kindergarten teachers in Washington County were last year's winners of the C. Wayne Ashworth Teacher's Award.

All five teach at Meadowview Elementary School. Kathy Johnson, Shirley Mullins, Sue O'Quinn, Shirley Ruemmler and Linda Russ created "Farming the Alphabet in Washington County," a yearlong integration of agricultural topics into their pupils' lessons.

Pupils learned about 26 different agricultural products, one for each letter of the alphabet, from farmers and other members of their community. They also visited four local farms and created ABC books to illustrate what they learned.

The 2001-2002 school year was the third in which "Farming the Alphabet" has been used.

The teachers received a trip to the national AITC convention in Washington in June. The event drew more than 500 participants from the United States and Canada.


"Within two weeks of returning home, I had shared ideas and information with three teachers, a principal and our local 4-H leader," Ms. Mullins said. "I had never been to a conference where exhibitors were so willing to share materials. Not only did I get all kinds of information, but also contacts for information that I can use in the future."

Entries being accepted for teacher award

The Virginia Foundation for Agriculture in the Classroom is accepting applications for its 2003 C. Wayne Ashworth Teacher's Award for kindergarten through fifth grade educators.

The winner will receive a trip to the 2003 National Agriculture in the Classroom Conference, which will be held June 24-28 in Nashville.

All entries must be postmarked by Feb. 1, 2003. For more information or to receive an entry form, contact Wendy Strong, Virginia AITC program coordinator, at 804-290-1143 or wendy.strong@vafb.com. The form also is available online at www.aginthe classroom.org.



What's Growing On In Virginia?

Virginia Foundation for
Agriculture in the Classroom
P.O. Box 27552, Richmond, VA 23261

NONPROFIT ORG.
U.S. POSTAGE PAID
RICHMOND, VA.
PERMIT NO. 2162

What's growing on in YOUR area?

Share your AITC stories,
comments and suggestions
with us for possible publication
in the next newsletter!

Contact Wendy Strong at
804-290-1143 or
wendy.strong@vafb.com.



What's Growing On
In Virginia is printed
with soy ink in
support of soybean growers.

AITC's 2003 School Garden Project— Are you signed up?

The Virginia Foundation for Agriculture in the Classroom is accepting teacher sign-ups for its fifth annual School Garden Project through Jan. 18.

The program is open to teachers of kindergarten through fifth grade, in both public and private schools. Participants will receive—at no charge—SOL-aligned lesson outlines from AITC and vegetable seeds and vegetable seed handbooks courtesy of Southern States.

What can you teach with a garden? A school garden is a living resource that can be used to teach science, math, language arts, social studies and teamwork—and with a little luck you'll end up with fresh produce as well!

This year's new crop of lesson plans was developed using recommendations from last year's participants, to make them as useful as possible.

For more information or to request a registration form, contact Wendy Strong, AITC's program coordinator, at 804-290-1143 or wendy.strong@vafb.com. The form also is available online at www.agintheclass.org/registration.

Please note: If more than one teacher from your school wishes to participate, a completed registration form is needed from each!

